

AVS SERVICE INSTRUCTIONS

| | | | |
|-----------|----------|----------------------|--------------|
| STEP TYPE | Electric | Last Updated Version | 20/9/00 0 |
|-----------|----------|----------------------|--------------|

Type 1 **Right (Blue)**
Type 2 **Below (Black)**

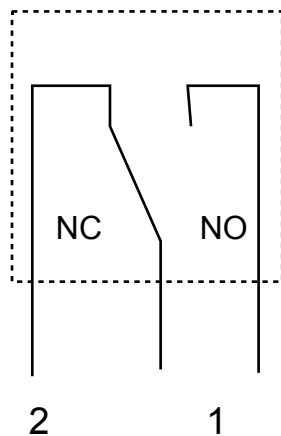
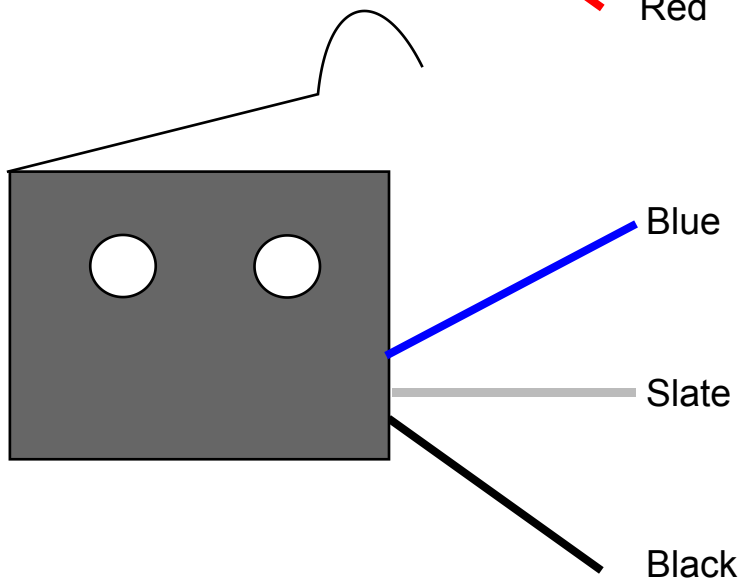
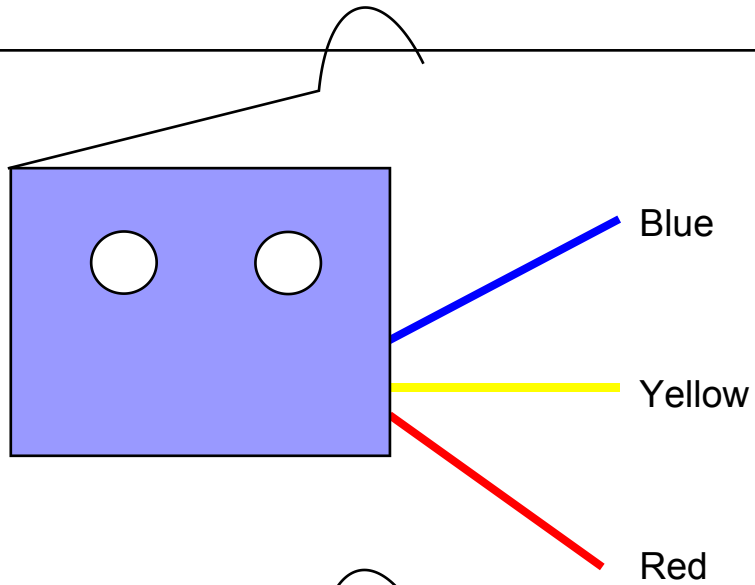
These switches are interchangeable. Wire colours have changed as shown.

After cutting wires reconnect as shown.

Blue replaces Blue (If used)
 Slate replaces Yellow (If used)
 Black replaces Red

On all BZ wired steps the yellow (Slate) is used.
 Only on BT and BA wired steps is the blue (Blue) wire used.

AVS



| <i>Position</i> | <i>Number</i> | <i>Type 1 Colour</i> | <i>Type 2 Colour</i> |
|-----------------|---------------|----------------------|----------------------|
| Normally Open | 4 | Blue | Blue |
| Normally Closed | 2 | Yellow | Slate |
| Common | 1 | Red | Black |
| | | | |