

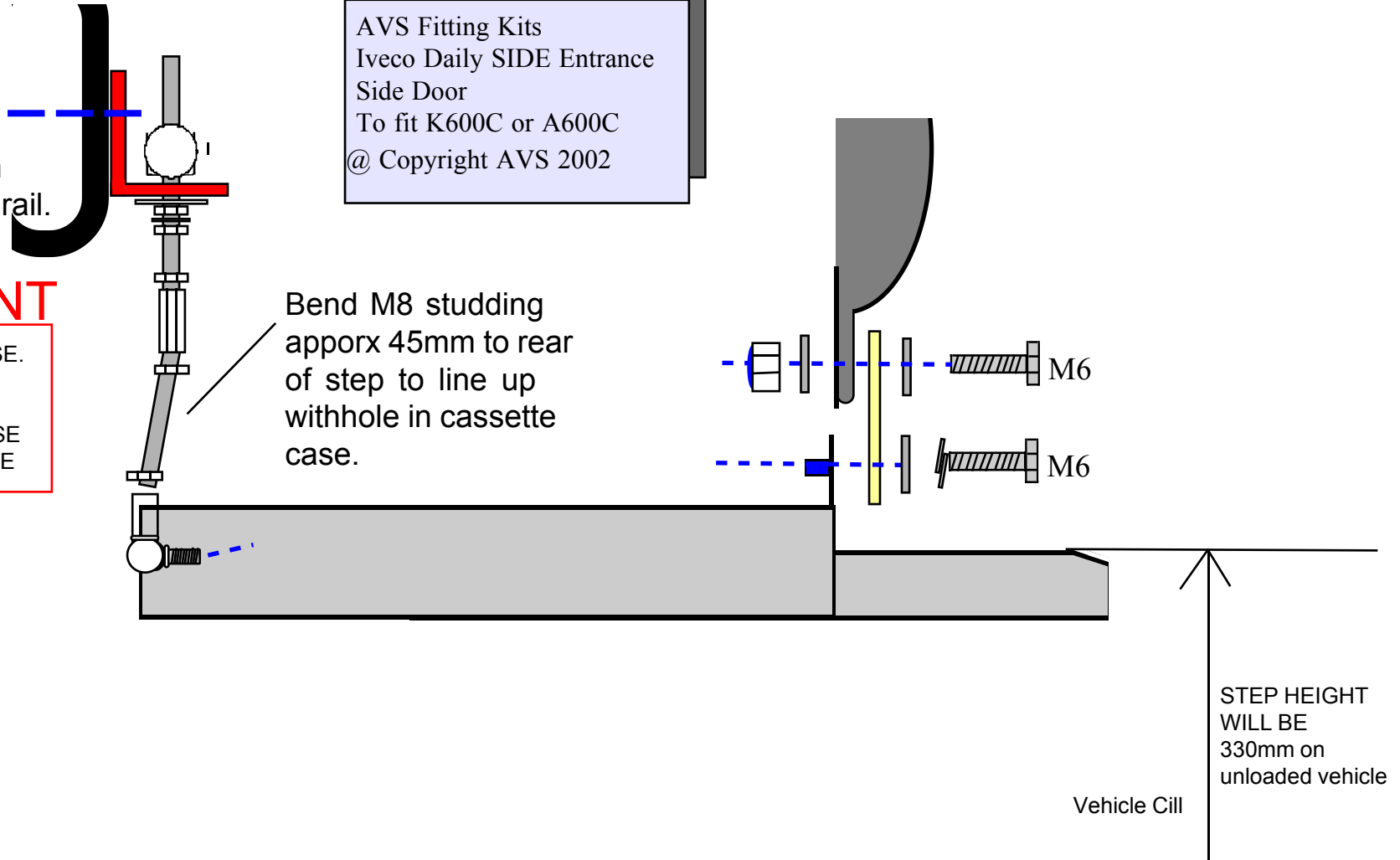
M8 x 25
Use
existing
holes in
chassis rail.

AVS Fitting Kits
Iveco Daily SIDE Entrance
Side Door
To fit K600C or A600C
© Copyright AVS 2002

IMPORTANT

DO NOT WELD TO CASE.
DO NOT DRILL CASE
DO NOT ALLOW
UNDERSEAL INTO CASE
DO NOT DISTORT CASE

Bend M8 studding
approx 45mm to rear
of step to line up
with hole in cassette
case.

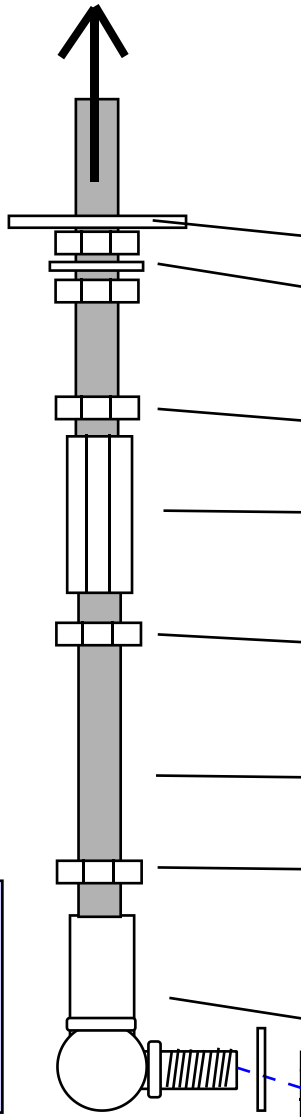
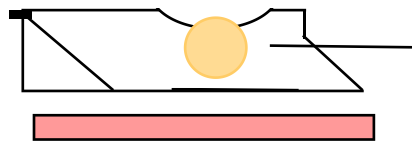


Vehicle Cill

STEP HEIGHT
WILL BE
330mm on
unloaded vehicle



1



Toggle (ADJUST - length and angle)

Body washer

Locking nut/washer/nut

locking nut

Adjustable joint (FINE ADJUST - length) (Not required in some kits)

Locking nut

M8 Studding (Length varies to suit application, not required in some kits)

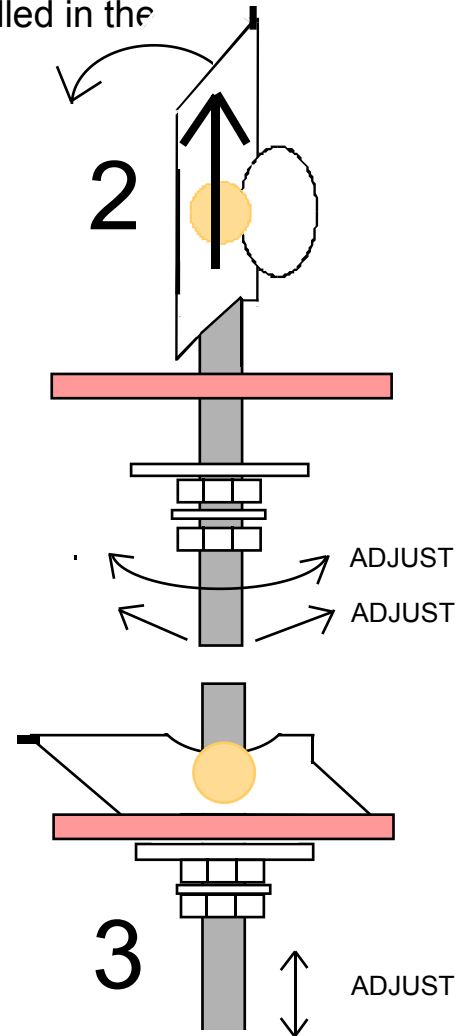
Locking nut

M8 ball and socket joint (ADJUST - angle)

M8 Nylok required on some models

TOGGLE - Toggle is weighted to drop down when passed through the hole drilled in the chassis

2



3

ADJUST

AVS

Parts list for:

Iveco Daily:
SIDE Entrance
To fit A600C or K600C

Front Dropper plate-41mm	1
Uni struct 300mm	2
L bracket	2
M8 x 25	2
M8 Nylock	2
M8 washer	4
M6 Hex head screw	8
M6 nylock	4
M6 washer	16
M6 spring/star washer	4
Fitting instructions	1

All AVS fitting kits are double checked before despatch. Please report any shortages within 3 days of delivery and AVS will ensure a prompt response.