


Use existing M6 bolt and nylock

Route for wire to internal switch



M8 x 25 into M8 nutsert in chassis.


M8 x 25 with star washer.
NOTE: On some steps it may be necessary to fit nut sert. Use fitting kit bracket as pattern

REAR CHASSIS FITTING



FITTING INSTRUCTIONS
TE & TM600C to:
SWB and MWB Peugeot Boxer, Fiat Ducato and Citroen Relay. (Euro Van)

Fixing to cill at each end of step
2 x M6 x 25 Button Head Bolts with washer and nylocks.



FRONT CILL FITTING


4 x M6 x 12mm
4 x Star Washer

MINIMUM GROUND
CLEARANCE APPROX 200mm



Use existing M6 bolt and nylock


Route for wire to internal switch



M8 x 25 into M8 nutsert in chassis.


M8 x 25 with star washer.
NOTE: On some steps it may be necessary to fit nut sert. Use fitting kit bracket as pattern

REAR CHASSIS FITTING



FITTING INSTRUCTIONS
TE & TM600C to:
SWB and MWB Peugeot Boxer, Fiat Ducato and Citroen Relay. (Euro Van)

Fixing to cill at each end of step
2 x M6 x 25 Button Head Bolts with washer and nylocks.



FRONT CILL FITTING

4 x M6 x 12mm
4 x Star Washer

MINIMUM GROUND
CLEARANCE APPROX 200mm

