





steps
The World's Largest Step Specialist

Technical Data Sheet TE600HW & TM600R

TE600HW
Deployed




TM600R
Stowed

Product Description TE600HW & TM600R

The TE600 and TM600 are two of the longest running products manufactured by AVS. They have been steadily improved over the years. The electric version now features the same powerful motor as the EXE range which is protected by a thermal cut out rendering the motor virtually indestructible but still allowing it to deliver over 200N force to the step tread. The manual step uses the well known AVS kick-in-kick-out method giving it a reliability second to none.

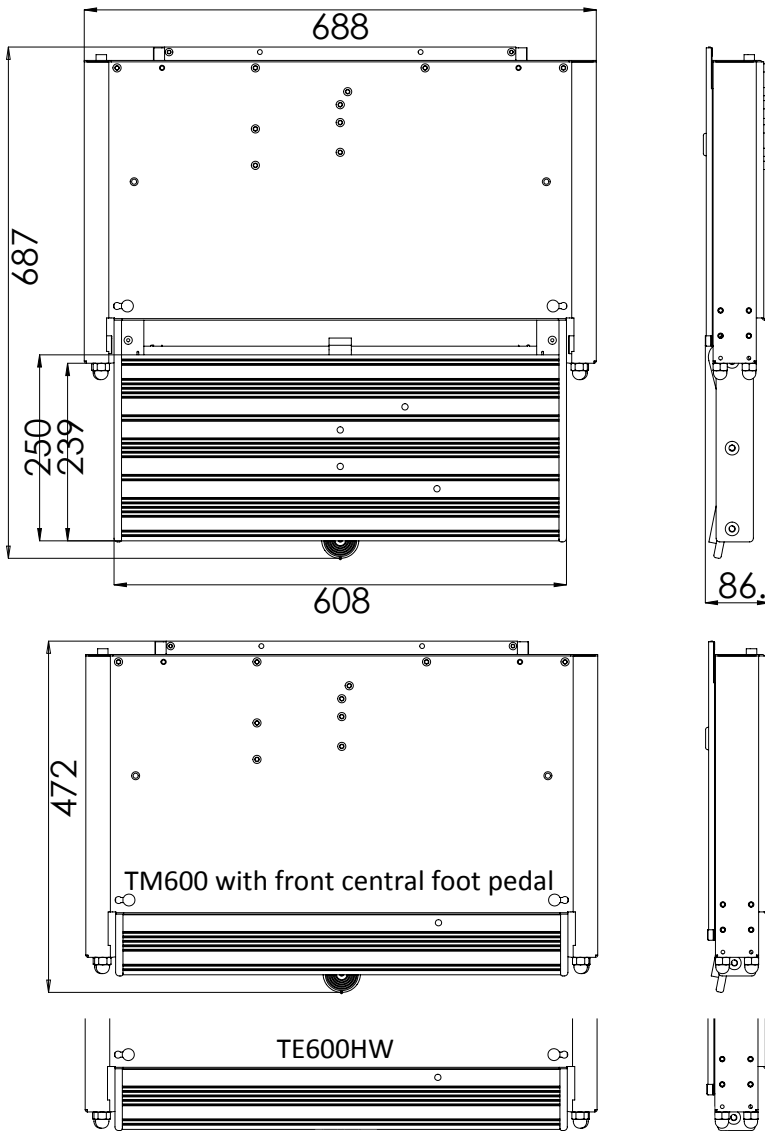
The T Range is manufactured to the same standards as our prodigious Mercedes steps but then carefully engineered to reduce costs and ensure high quality, cost effective, reliable products. The T Range fits the Transit perfectly especially the FWD versions. It is also ideal on the Ford Tourneo and the Renault Trafic (Vauxhall Vivaro). The TM and TE will also fit larger vehicles such as the Renault Master, Peugeot Boxer and Sprinter where tread depth is not the major criterion.



TM600R
Fully
deployed



series
AVS STEPS



Unique "peeled back" design maximises tread availability.



The steel cassette design looks simple but incorporates 20 years of experience ensuring that the steps can operate in all conditions. There is a self-cleaning action and the steps expect little more than an occasional clean with a power wash. Simple.

Technical Data

TECHNICAL ELECTRIC TE600

Voltage	12V
Current	Approx. 2 to 3 amps during deploy and stow.
Max current	8 amps.
Thermal Protec.	Yes
Deploy time	2 seconds
Stow time	2 seconds
Tread width	600mm 24"
Tread depth	250mm 10"
Deploy reach:	225mm 8.8"
Tested to:	225Kg 500lbs
SWL:	150 Kg 300lbs
Weight:	20Kg 44lbs step only

TECHNICAL MANUAL TM600:

Voltage	12V for buzzer
Deploy time	Controlled by operator
Stow time	Controlled by operator
Tread width	600mm 24"
Tread depth	250mm 10"
Deploy reach:	215mm 8.4"
Tested to:	225Kg 500lbs
SWL:	150 Kg 300lbs
Weight:	20Kg 44lbs step only

MATERIALS:


Cassette	Galvanized steel
Tread	Aluminum
Running Gear	Nylon and Stainless Steel

TYPICAL USES:

Minibuses	Ambulances
Utility Vehicles	Community Vehicles
School Buses	

VEHICLES:

Ford Transit	Ford Transit Custom
Ford Transit Tourneo	Renault Trafic
Vauxhall Movano	
Vauxhall Vivaro	
Peugeot Boxer	
Fiat Ducato	
Renault Master	



Detail of TE600HW showing raised motor cover and 6 pin plug.

