


fold.step[™]


Maintenance and Cleaning Guide

This guide provides advice on step maintenance, warranty, and correct usage.



PLEASE NOTE:

Ensure this guide is placed in the glove compartment of the vehicle.



Maintenance and Cleaning

It is advised that the step is kept clean and that regular checks of the product are carried out. Following these steps will help maintain the step's condition and reduce any risk of faults occurring. Failure to follow these steps may invalidate the product warranty.

Recommended maintenance:

- Regularly check the tread stops positions. The tread stops are bolts that the tread fall sits against when deployed which can be located under the step. Ensure the position of these bolts has not moved or rotated (the bolt head should be positioned with a flat edge at the top and bottom).
- Regular checks on all bolts and fixings.
- Only use gentle non-staining cleaning agents.

Do not:

- Do not use chemical soap to clean the step.
- Do not use any abrasive cleaning tools as this could result in scratching the paintwork.

User Guidance


Failure to follow this guidance may invalidate the product warranty.

Correct usage:

- Wait for the step to be fully deployed before standing on the tread.
- Close step carefully/gently wherever possible.

Incorrect usage:

- Do not force the tread down before it has fully deployed. This could damage the dampers.
- Do not stand on the tread until it is fully deployed. This could damage the dampers.
- Do not use the step if either tread stop position has moved or if the step has a fault.
- Do not to “throw” the tread from deployed position to closed position.
- Do not allow more than one person to stand on the step at any one time.
- Do not exceed the weight limit of the step (250kg).





Warranty

The AVS Fold Step has been rigorously safety and durability tested to ensure it is suitable for its intended use.

If you have an issue with your step that requires aftersales support please contact us on the below details. To make a warranty claim, in accordance with the agreed terms and conditions, please visit www.avssteps.co.uk/warranty-claim.

Contact Us

01244 833 790

sales@avssteps.co.uk

Head Office

AVS Steps, Zone 2, Deeside Industrial Park
Sixth Ave, Deeside CH5 2LB



To register your warranty,
please visit www.avssteps.co.uk/warranty